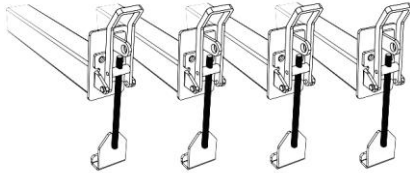
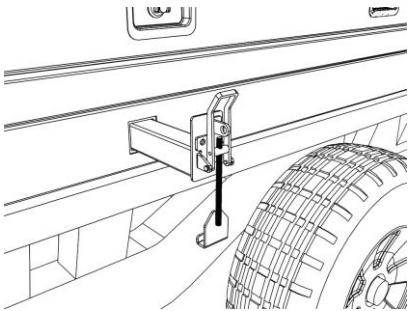


Clamping Instructions for Lift-off Models



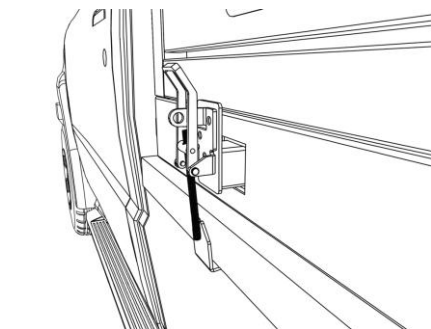
Ridgeback lift-off service bodies are fixed to the vehicle ally or steel tray using the Ridgeback standard or offset clamping system .

There are four (4) clamps that are required to safely secure the Ridgeback service body



Step 1. Align the Ridgeback service body on the vehicle tray between 30mm to 50mm from the cabin/headboard.

Step 2. Slide each clamp into the four (4) square opening sections



Step 3. Hook each clamp under the tray and align the toggle latch vertical with the tray side

Step 4. Lift the clamp lever to lock the clamp.

Please Note: We suggest that you install a padlock to each clamp for added security